

SIP Creator 1.1



Current released version

SIP Creator 1.1 is the currently released version.



Compatibility

Compatible with Dirlngest 1.2.

1. Overview

The Fedora SIP Creator is a Java applet for preparing Submission Information Packages ("SIPs") for use with the [Fedora Directory Ingest Service](#).

2. Installation

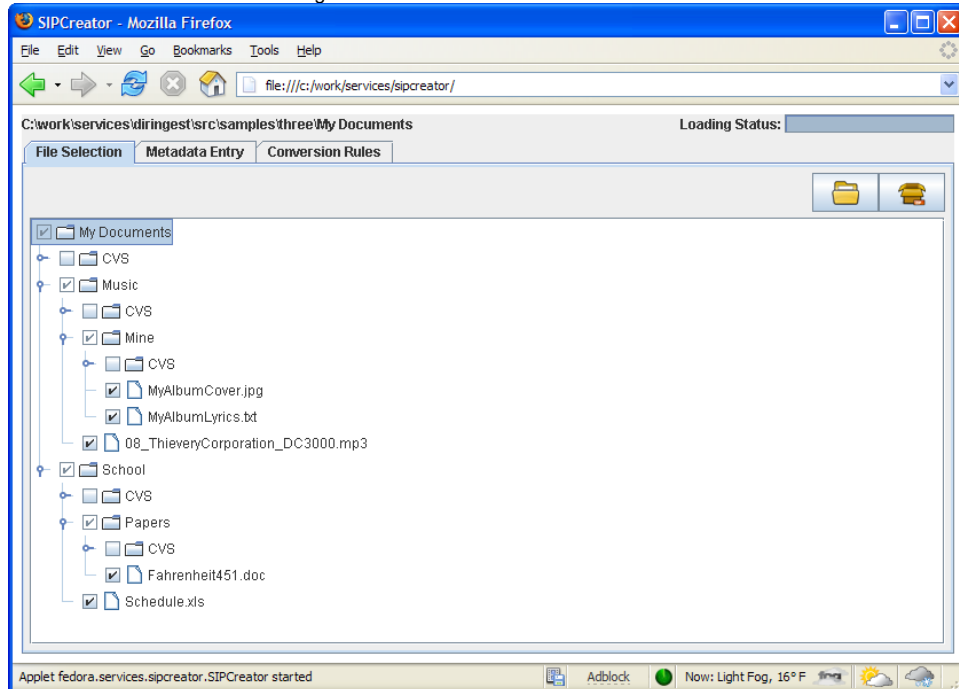
First, the applet must be compiled:

- Make sure you have a 1.4+ JDK and ant installed.
- Change to the base directory of the source distribution.
- Type `keytool -genkey -alias samplekey -storepass samplepass -keystore keystore` and answer the prompts. This will generate a keystore file that will be used to digitally sign the applet jar file during the build.
- Type `ant dist`. This will build the signed applet jar into the `dist/` directory.

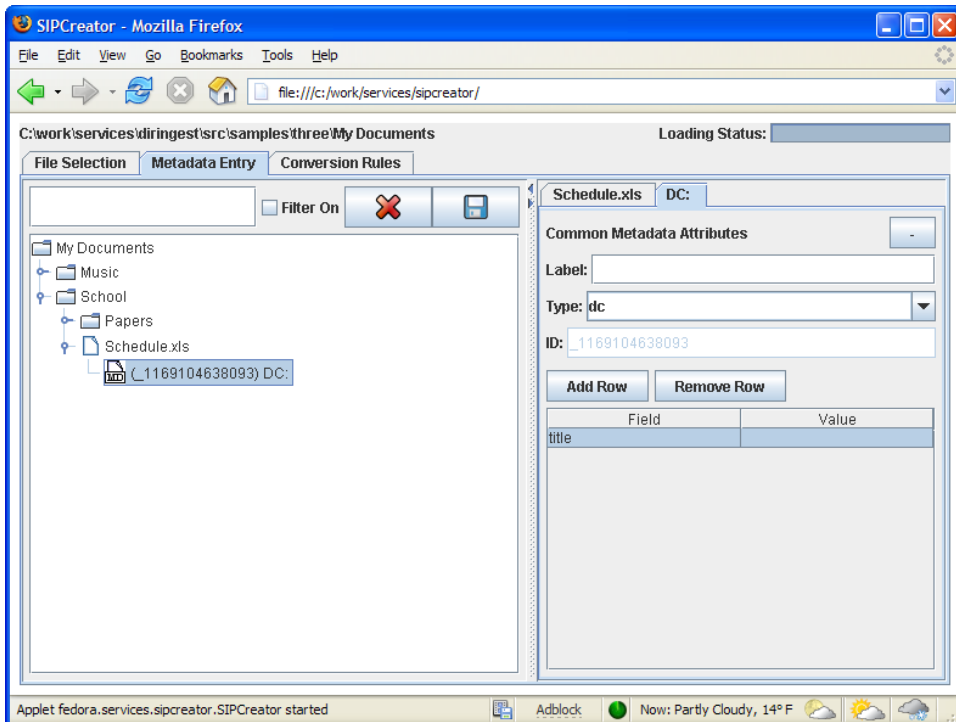
If desired, copy the content of the `dist/` directory to a web-accessible location.

3. Use

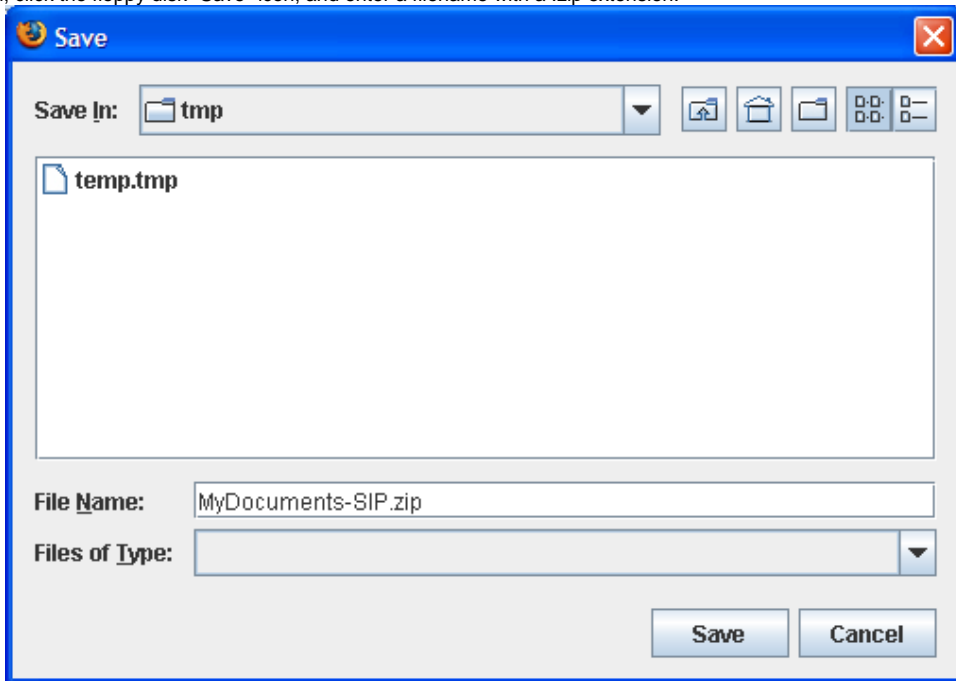
- Point your browser to the `Test.html` file. This can be loaded from a web server or directly from your local filesystem.
- In the "File Selection" tab:
 - Click the "Open" icon and select the local directory containing the files you want to ingest.
 - Check the specific directories and/or files to be ingested.



- In the "Metadata Entry" tab:
 - Right click any file you want to add metadata to, answer any prompts and fill in any values.



- Double click any file whose MIME type you want to change. Initial MIME types for each file are guessed based on the extension and content.
- When finished, click the floppy disk "Save" icon, and enter a filename with a .zip extension.



- Upload the ZIP file to the [Directory Ingest service](#)