



E-books on SimplyE - Book Selection

Android Devices

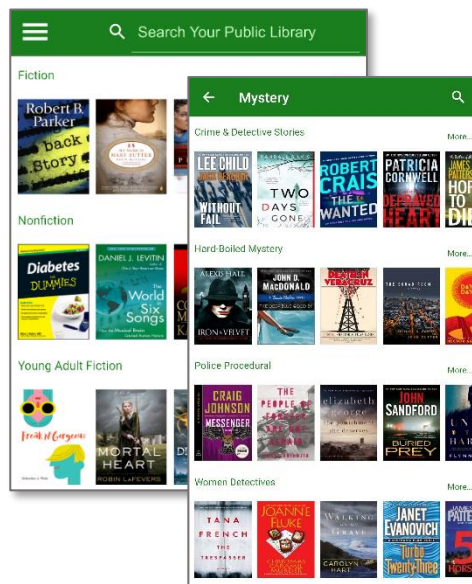
When you open the SimplyE App, it shows the SimplyE Book Collection by default. You may browse this collection, or switch to your library to view their collection.

Select Your Library

- Tap the  icon and then the  arrow
- Select your library from the list

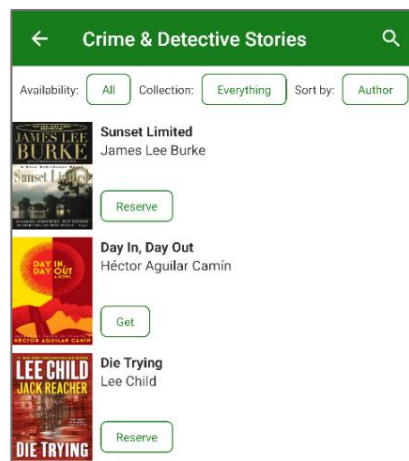
Browsing the Collection

- Swipe left to right to view popular and available books in a category
- Scroll up and down to view more categories
- Tap the category name or **More...** to view subcategories or all books in that category




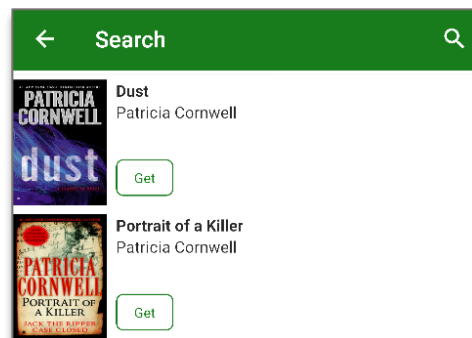
Sort and Filter Book Lists

- Tap **Sort by: Author** to change the sort order. Sort by Title, Author, or Recent
- Tap **Availability: All** to show all books or only those available now
- Tap **Collection: Everything** to show all books or only popular titles
- If a book says **Reserve** you can place a hold. **Get** means the book is available now.



Search for Books or Authors

- Tap the search bar by the  icon at the top
- Type the name of the author or book title
- Scroll the list of results to find your book



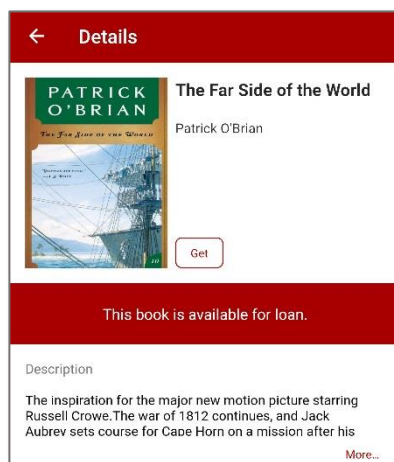
E-books on SimplyE - Borrow & Read

Android Devices

Once you've found a book you'd like to read, you can check the book out if it's available or otherwise place it on hold. Books are available for 14 days after checkout.

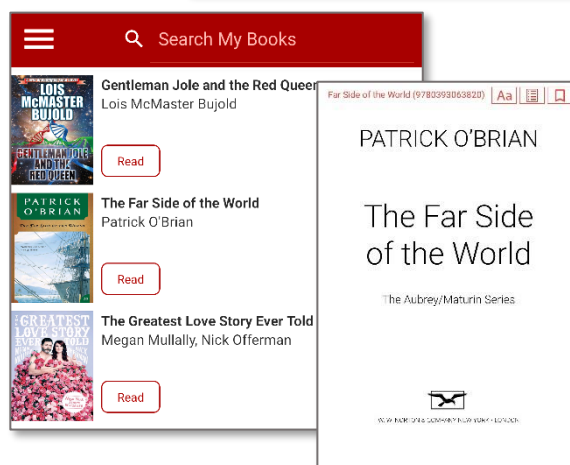
Explore and Select Books

- Tap the cover of any book to see details
- Read the description or find **Related Books**
- If the book is available tap **Get** to check out
- After the book downloads you may choose to read it now in the app, or continue browsing



View & Read Checked-out Books

- Tap the **≡** icon and select **My Books**
- Tap Read to open the book
- Tap the book title to see summary, remaining loan time, or return book
- In book view, tap buttons on top to change text size and color, navigate chapters, and place bookmarks



Book Reservations and Waitlist

- If all copies of a book are on loan, you can tap **Reserve** to place a hold
- Tap the **≡** icon then **Reservations** to see all currently reserved titles
- Tap the book title to see hold status and approximate wait time
- Tap **Remove** to cancel a reservation
- When a book comes available you have three days to check it out

